

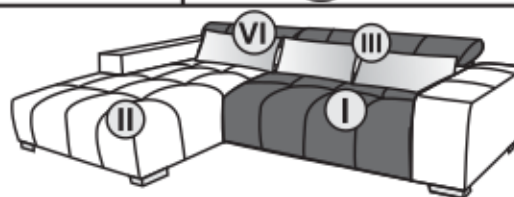
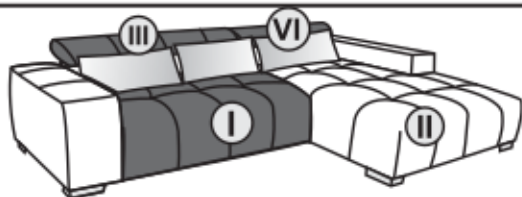
20 MIN

2 X



(D) AUFBAUANLEITUNG
 (NL) HANDLEIDING VOOR DE MONTAGE
 (TR) MONTAJ TALIMATI
 (RO) INSTRUCIUNI DE ASAMBLARE
 (F) INSTRUCTION D'ASSEMBLAGE
 (CZ) POKYNY K MONTÁŽI
 (BG) ИНСТРУКЦИИ ЗА МОНТАЖ
 (HR) UPUTSTVA ZA MONTAŽU

(GB) ASSEMBLY INSTRUCTIONS
 (PL) INSTRUKCJA MONTAŻU
 (RU) Инструкция по монтажу
 (I) PROCEDURA DI ASSEMBLAGGIO
 (SK) POKYNY K MONTÁŽI
 (HU) ÖSSZESZERELÉSI ÚTMUTATÓ
 (SLC) NAVODILA ZA MONTAŽO
 (S) MONTERINGSANVISNING
 (LT) DIEGIMO INSTRUKCIJOS
 (E) INSTRUCCIONES DE MONTAJE



1/2

A SPK97 L250 H65

F

D

C LG 65

B LG 51

E

8X40



x5



x1



x1



x6



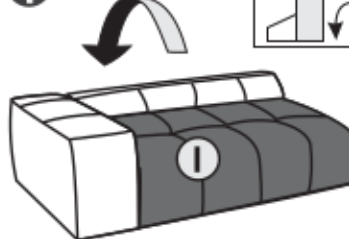
x1



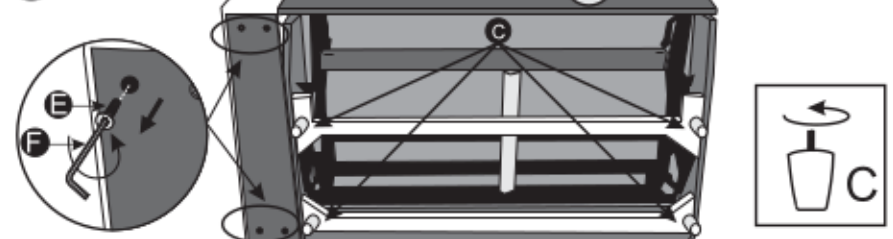
x10

hardware bag/sachet matériel/zubehörbeutel/sachetti materiale/bolsa de materiales/worek materiałowy pre-assembled/ pre assemble/vormontiert/premontato/wstępnie zamontowane

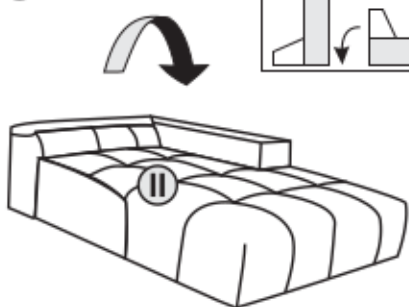
1



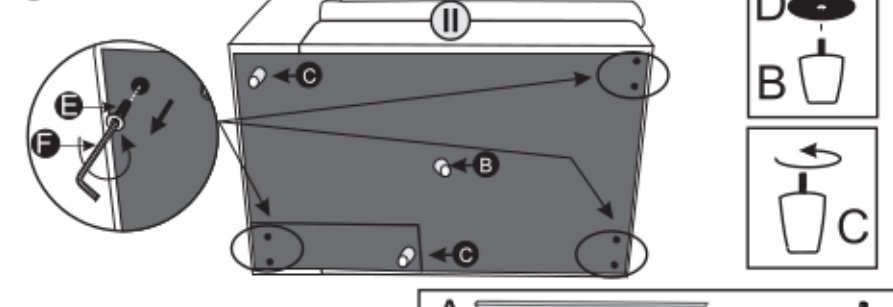
2



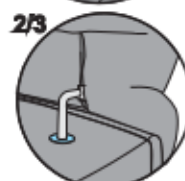
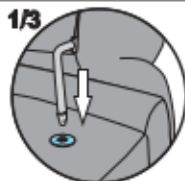
3



4



4



LE TRI FACILE



BAC DE TRI

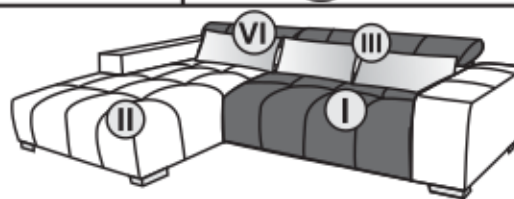
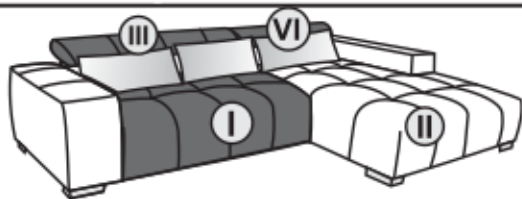
20 MIN

2 X



(D) AUFBAUANLEITUNG
 (NL) HANDLEIDING VOOR DE MONTAGE
 (TR) MONTAJ TALIMATI
 (RO) INSTRUCTIUNI DE ASAMBLARE
 (F) INSTRUCTION D'ASSEMBLAGE
 (CZ) POKYNY K MONTÁŽI
 (BG) ИНСТРУКЦИИ ЗА МОНТАЖ
 (HR) UPUTSTVA ZA MONTAŽU

(GB) ASSEMBLY INSTRUCTIONS
 (PL) INSTRUKCJA MONTAŻU
 (RU) Инструкция по монтажу
 (I) PROCEDURA DI ASSEMBLAGGIO
 (SK) POKYNY K MONTÁŽI
 (HU) ÖSSZESZERELÉSI ÚTMUTATÓ
 (SLO) NAVODILA ZA MONTAŽO
 (S) MONTERINGSANVISNING
 (LT) DIEGIMO INSTRUKCIJOS
 (E) INSTRUCCIONES DE MONTAJE



2/2

A SPK97 L250 H65



x5

F



x1

D



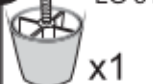
x1

C LG 65



x6

B LG 51



x1

E 8X40



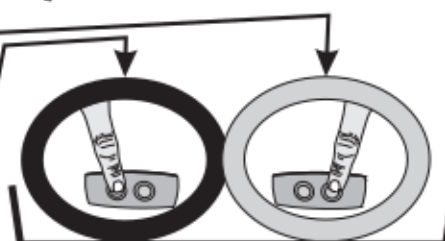
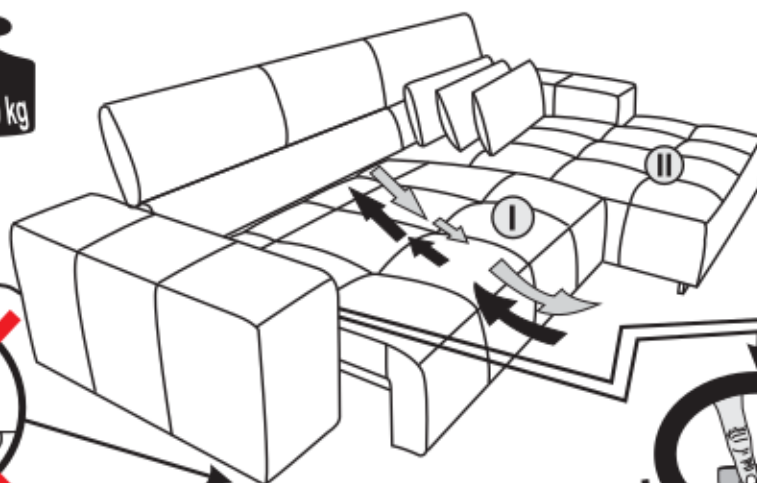
x10

hardware bag/sachet matériel/zubehörbeutel/sachetti materiale/bolsa de materiales/worek materiałowy pre-assembled/ pre assemble/vormontiert/premontato/wstępnie zamontowane

4



220V/230V



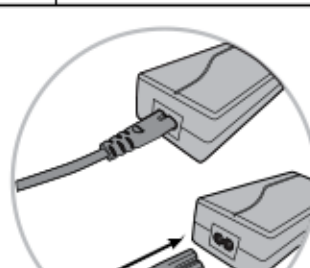
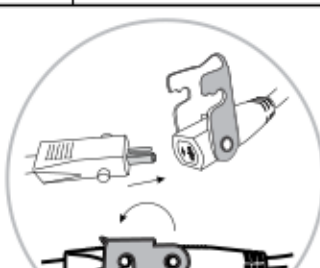
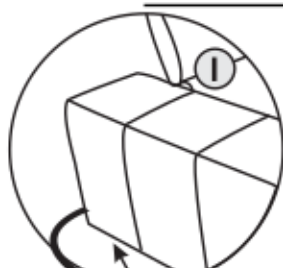
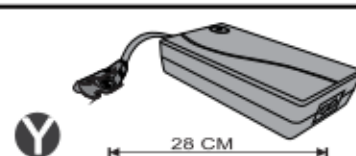
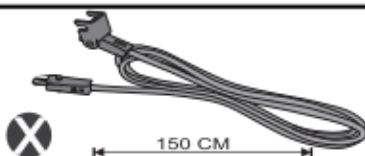
ON MAX 2min.

OFF 18min.

ON MAX 2min.

...

5

LE TRI
+ FACILEBAC
DE TRI